

# Gordini CLUB Kategorie 1 - 4



## RESULTS RENNEN 1

POS	No	DRIVER	NAT	TEAM	CAR	GR	CL	L	TIME	GAP	SPD	FASTEST LAP
<b>ASSOLUTA</b>												
1	66	KOCH S.			OPEL SPEEDST		3	10	18'26.674	77.258 Km/h		1'39.568 3
2	101	TEAM WACKER/FUC			OPEL ASTRA		2	10	18'44.534	17.860		1'36.347 3
3	82	WOLFSFELLNER R.			GOLF 2		4	10	18'45.927	19.253		1'36.574 2
4	155	BOSLER R.			VW GOLF		2	10	18'49.843	23.169		1'36.085 2
5	175	SACHS D.			ALFA ROMEO 7		2	10	18'56.743	30.069		1'40.669 3
6	25	MEIER J.			ALFA ROMEO S		2	10	19'13.173	46.499		1'37.565 3
7	43	BLEIKER M.			HONDA CRX V-		4	10	19'19.188	52.514		1'39.284 2
8	37	SIMEONE R.			VW LUPO 16		1	10	19'22.219	55.545		1'44.002 3
9	113	ALBRECHT J.			OPEL KADETT		2	10	19'22.306	55.632		1'42.691 3
10	11	HERREN O.			ALFA ROMEO S		2	10	19'23.427	56.753		1'41.870 3
11	15	SALVISBERG A.			ALFA ROMEO 3		2	10	19'24.268	57.594		1'38.646 2
12	135	STUBERAUCH G.			SCIROCCO		4	10	19'24.355	57.681		1'34.097 2
13	14	WEBER F.			HONDA CRX V-		2	10	19'32.406	1'05.732		1'44.950 3
14	123	BREWITZER M.			VW KAFER		1	10	19'38.454	1'11.780		1'44.286 3
15	117	SCHRODER H.			VW GOLF		1	10	19'44.900	1'18.226		1'43.619 3
16	18	HERREN J.			ALFA ROMEO 3		2	10	19'47.488	1'20.814		1'43.916 3
17	33	OPPLIGER M.			ALFA ROMEO S		1	10	19'48.731	1'22.057		1'44.351 3
18	32	BAUMANN M.			RENAULT 5 GT		1	10	19'49.378	1'22.704		1'45.059 3
19	39	MARTINATO N.			ALFA ROMEO 1		4	7	13'37.688	3 LAPS		1'40.688 3
20	17	MERKER A.			ALFA ROMEO 3		2	7	13'39.602	3 LAPS		1'45.943 3
21	16	KILCHENMANN M.			ALFA ROMEO 3		3	5	9'29.605	5 LAPS		1'43.981 3
22	81	LEIMGRUBER A.			BMW 325		4	5	9'38.615	5 LAPS		1'46.643 3
23	114	VOEGELE M.			PORSCHE		2	5	18'01.100	5 LAPS		1'42.686 2
NOT CLASSIFIED												
DNS	4	PETER K.			ALFA ROMEO A		3					
DNS	38	FREY S.			RENAULT CLIO		2					
RET	109	TEAM UNBEHAUN/B			VW GOLF		2	1	1'59.513	9 LAPS		
RET	22	KELLER A.			LOTUS ELISE		3					
RET	13	SCHNEIDER A.			CITROEN SAXO		3					
SQ	144	PFEIFFER R.			SCIROCCO		4					
SQ	36	SIMEONE A.			RENAULT CLIO		2					

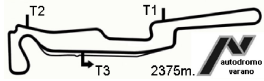
Esposta ore:

IL DIRETTORE DI GARA : Farit Roth

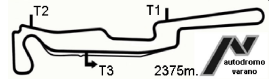
IL D.S. CRONOMETRAGGIO : Rapi Andrea

START (10:20)

END ( )



## Gordini CLUB Kategorie 1 - 4



### RESULTS RENNEN 1

POS	No	DRIVER	NAT	TEAM	CAR	GR	CL	L	TIME	GAP	SPD	FASTEST LAP
<b>KATEGORIE 1</b>												
1	37	<b>SIMEONE R.</b>			VW LUPO 16		1	<b>10</b>	<b>19'22.219</b>	<b>73.566 Km/h</b>		1'44.002 3
2	123	<b>BREWITZER M.</b>			VW KAUFER		1	<b>10</b>	<b>19'38.454</b>	16.235		1'44.286 3
3	117	<b>SCHRODER H.</b>			VW GOLF		1	<b>10</b>	<b>19'44.900</b>	22.681		1'43.619 3
4	33	<b>OPPLIGER M.</b>			ALFA ROMEO S		1	<b>10</b>	<b>19'48.731</b>	26.512		1'44.351 3
5	32	<b>BAUMANN M.</b>			RENAULT 5 GT		1	<b>10</b>	<b>19'49.378</b>	27.159		1'45.059 3

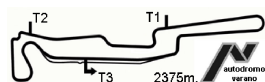
Esposta ore:

IL DIRETTORE DI GARA : Farit Roth

IL D.S. CRONOMETRAGGIO : Rapi Andrea

START (10:20)

END ( )



# Gordini CLUB Kategorie 1 - 4



## RESULTS RENNEN 1

POS	No	DRIVER	NAT	TEAM	CAR	GR	CL	L	TIME	GAP	SPD	FASTEST LAP
<b>KATEGORIE 2</b>												
1	101	<b>TEAM WACKER/FUC</b>			OPEL ASTRA		2	<b>10</b>	<b>18'44.534</b>	76.031 Km/h		1'36.347 3
2	155	<b>BOSLER R.</b>			VW GOLF		2	<b>10</b>	<b>18'49.843</b>	5.309		1'36.085 2
3	175	<b>SACHS D.</b>			ALFA ROMEO 7		2	<b>10</b>	<b>18'56.743</b>	12.209		1'40.669 3
4	25	<b>MEIER J.</b>			ALFA ROMEO S		2	<b>10</b>	<b>19'13.173</b>	28.639		1'37.565 3
5	113	<b>ALBRECHT J.</b>			OPEL KADETT		2	<b>10</b>	<b>19'22.306</b>	37.772		1'42.691 3
6	11	<b>HERREN O.</b>			ALFA ROMEO S		2	<b>10</b>	<b>19'23.427</b>	38.893		1'41.870 3
7	15	<b>SALVISBERG A.</b>			ALFA ROMEO 3		2	<b>10</b>	<b>19'24.268</b>	39.734		1'38.646 2
8	14	<b>WEBER F.</b>			HONDA CRX V-		2	<b>10</b>	<b>19'32.406</b>	47.872		1'44.950 3
9	18	<b>HERREN J.</b>			ALFA ROMEO 3		2	<b>10</b>	<b>19'47.488</b>	1'02.954		1'43.916 3
10	17	<b>MERKER A.</b>			ALFA ROMEO 3		2	<b>7</b>	<b>13'39.602</b>	3 LAPS		1'45.943 3
11	114	<b>VOEGELE M.</b>			PORSCHE		2	<b>5</b>	<b>18'01.100</b>	5 LAPS		1'42.686 2
NOT CLASSIFIED												
DNS	38	<b>FREY S.</b>			RENAULT CLIO		2					
RET	109	<b>TEAM UNBEHAUN/B</b>			VW GOLF		2	<b>1</b>	<b>1'59.513</b>	9 LAPS		
SQ	36	<b>SIMEONE A.</b>			RENAULT CLIO		2					

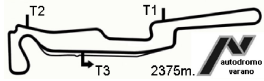
Esposta ore:

IL DIRETTORE DI GARA : Farit Roth

IL D.S. CRONOMETRAGGIO : Rapi Andrea

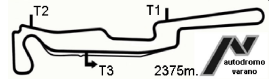
START (10:20)

END ( )



# Gordini CLUB

## Kategorie 1 - 4



### RESULTS RENNEN 1

POS	No	DRIVER	NAT	TEAM	CAR	GR	CL	L	TIME	GAP	SPD	FASTEST LAP
<b>KATEGORIE 3</b>												
1	66	<b>KOCH S.</b>			OPEL SPEEDST		3	<b>10</b>	<b>18'26.674</b>	77.258 Km/h		1'39.568 3
2	16	<b>KILCHENMANN M.</b>			ALFA ROMEO 3		3	<b>5</b>	<b>9'29.605</b>	5 LAPS		1'43.981 3
		NOT CLASSIFIED										
DNS	4	<b>PETER K.</b>			ALFA ROMEO A		3					
RET	22	<b>KELLER A.</b>			LOTUS ELISE		3					
RET	13	<b>SCHNEIDER A.</b>			CITROEN SAXO		3					

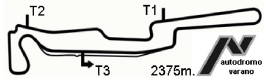
Esposta ore:

IL DIRETTORE DI GARA : Farit Roth

IL D.S. CRONOMETRAGGIO : Rapi Andrea

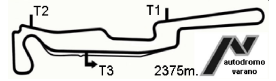
START (10:20)

END ( )



# Gordini CLUB

## Kategorie 1 - 4



### RESULTS RENNEN 1

POS	No	DRIVER	NAT	TEAM	CAR	GR	CL	L	TIME	GAP	SPD	FASTEST LAP
<b>KATEGORIE 4</b>												
1	82	<b>WOLFSFELLNER R.</b>			GOLF 2		4	<b>10</b>	<b>18'45.927</b>	75.937 Km/h		1'36.574 2
2	43	<b>BLEIKER M.</b>			HONDA CRX V-		4	<b>10</b>	<b>19'19.188</b>	33.261		1'39.284 2
3	135	<b>STUBERAUCH G.</b>			SCIROCCO		4	<b>10</b>	<b>19'24.355</b>	38.428		1'34.097 2
4	39	<b>MARTINATO N.</b>			ALFA ROMEO 1		4	<b>7</b>	<b>13'37.688</b>	3 LAPS		1'40.688 3
5	81	<b>LEIMGRUBER A.</b>			BMW 325		4	<b>5</b>	<b>9'38.615</b>	5 LAPS		1'46.643 3

NOT CLASSIFIED

SQ 144 **PFEIFFER R.**

SCIROCCO 4

Esposta ore:

IL DIRETTORE DI GARA : Farit Roth

IL D.S. CRONOMETRAGGIO : Rapi Andrea

START (10:20)

END ( )